

SARGO 36 – 2016

General information:


- SARGO 36 with 2 x Volvo Penta D4 260
- Black foil in RAL 5004 on Hull made in 2021
- Engine hours approx. 800

Besides all the standard equipment list the following extra is installed:

Extra:

- Bottom coat + epoxy primer in black
- Bottom coat on the stern drive
- Grey non-skid paint on deck
- D-profile rub rail on hull side
- D-profile rub rail on bow
- Bow anchor winch with remote stb side
- Windscreen washer
- Extra isolation in engine room
- Radar GARMIN 24" x HD 4 kW
- GARMIN AIS 600 receiver/sender with CX3 5/8 AIS antenna
- GARMIN Side Vü, Down Vü, Chirp 600W
- GARMIN Autopilot Reactor
- Sailor VHF 6215 with CX3 5/8 antenna
- One Grammar helm chair with suspension and one seating with cushion.
- Shorepower inlet stb side transom

Please contact DBC Marine for more information



04.07.2016

SARGO 36

STANDARD EQUIPMENT

BOAT STRUCTURE

- Hand laminated fiber glass
- White hull, deck and pilot house. Black water lines
- 40 mm stainless steel rails on deck
- 30 mm stainless rails on roof, cabin back wall and front deck
- Heavy duty stainless steel bollards
- Stainless steel keel protection
- 6 big fenders + fendersocks + mooring lines
- Front lader, turnable
- Step on inside of deck at the sidedoors
- Swim platform with teak inspection hatch for stern drive
- Heavy duty rubrail around the boat and swimmingplatform
- Glued windows on steering cabin. Sides tinted.
- Large sun roof 1,25 x 1,9 m (4,1ft x 6,2ft) and 3 windows
- Electricity operated large engine hatch
- Single level deck for easy handling
- Benches (2) with storage on aft deck
- Teak on aft deck benches and between rails in bow
- Storage boxes for lines in the aft bench back corners
- Storage box for lines and anchor in bow
- Hull divided in 2 sections and separate bilgepumps
- Durable laminated teak floor with carpet on top
- Insulated outer walls in pilot house and cabins
- Hullsides and stringers filled with foam
- Ceiling roof panels with brown textile
- Standard textiles: Brown, blue or grey
- Laquered teak interior
- Mooring lines with spliced ends (4 pcs)
- 200l diesel, spare oils and fixing paint included

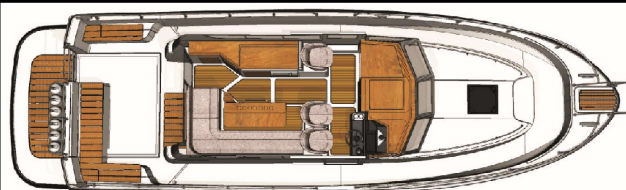
STEERING CABIN

- 2 side doors with lock and ventilation mode
- Door in pilot house backwall and openable rear window
- Large L-sofa and turnable passager chair
- Offshore chairs also slide front-back
- Teak table by the L-sofa, with integrated bar cabinet
- Storage under galley, chairs, and under roof
- Shelf on the pilot house back wall
- Instrument panel under roof in steering cabin
- Galley with sink, Warm & cold water and 80 l refrigerator
- Water tank 300 litre
- Propane 2 burner stove + microwave oven/oven
- Propane alarm with remote controlled shutoff valve from galley
- Defroster with blowers at windshields and steeringcabin
- Dieselheater (5 kw) with blowers in all cabins and heads
- Adjustable steering console in anthracite grey colour
- Instrument box for plotters in front of steeringwheel

FRONT CABIN

- Double berth (140x200) with LED reading lights

STEERING CABIN AND DECK



- Storage boxes (3) under the berth
- Storage lockers on both sides with shelves / clothes rail
- Deck hatch with mosquito nets / Blackout Curtains
- Openable hull portholes (2 pcs)

TOILET / SHOWER ROOM

- Large size electric head
- Seperate shower stall
- Power ventilation and openable portholes with mosquito net

MIDDLE CABIN

- Double berth 120 x 200cm (47in x 78,5in)
- Singel berth 70 x 200cm (27,5 in x 78,5 in)
- With filler plate one big bed 220 x 200 cm (86,5 in x 78,5 in)
- Wardrobes along the starboard side + large walk-in closet
- Openable deck and hull porthole

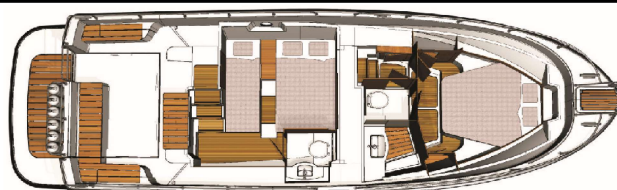
TECHNICAL EQUIPMENT

- Remote control for main battery switches in steering cabin
- AGM service free batteries (separate start and service)
- Integrated bowtruster (6 hp) with designated battery
- LED interior and exterior lights
- Interval wipers with stainless steel double wiper arms
- FUSION RA70 radio/bluet. + 4 speakers
- Shorepower with 80 Ah charger + monitoring panel
- Inverter 1600W (360 Ah service batteries)
- 230V outlet in both cabins, galley and toilet (230V)
- 12 V outlet at steering console
- Backlit switches in pilot house
- Adjustable steering console with wheel and remote control
- Leather covered wheel with knob (black)
- Trim tabs (Automatic)
- Volvo Penta PTA, Power trim assistant
- Volvo Penta trip computer connected to plotter
- Chart plotter 12" Garmin 7412xsv + GRID remote + sea chart
- Septic tank (100 l) with level indicator and electrical pump
- External fitting on deck for septic pump-out
- Separate fuel tanks + diesel filter with water separator
- Fire extinguisher in engine room + indicator at steering console
- Compass with compensator
- Remote controlled searchlight installed at radar arch
- Electrical bilgepump with automatic switch (2 pcs,)
- Chart reading lights over chart table
- Boathook attached behind the pilohouse

FLYBRIDGE (Extra)

- Wind spoiler for lower wind on flybridge
- Seats for 5 people and sunbed / divan + teak table
- Cushions in grey or beige Spradling + storage box
- Engine instruments, trimtabs, bowtruster, Garmin 7412 plotter
- Textile cover for captain chair and instruments

FRONT AND CENTER CABIN



VOLVO PENTA CERTIFIED INSTALLATION



Every SARGO 36 comes with a Volvo Penta Certified Installation. The entire installation incl. fuel, air electrical and mechanical installations are inspected and approved by Volvo Penta. This means, troublefree nautical miles and quick, trustworthy service no matter where in the world you might find yourself.