

# SARGO 45 Explorer 2024

-Located in Skovshoved, Denmark

Skovshoved Havn 18  
DK-2920 Charlottenlund

+45 29 72 55 01  
dbc@dbcmarine.dk

**Twin Volvo Penta IPS 650 | Delivered 2024 | 250 Engine Hours**

EUR: 1.195.000,- VAT Paid / DKK. 8.930.000,-

[dbcmarine.dk](http://dbcmarine.dk)

As the only pre-owned SARGO 45 Explorer available on the market, this 45 offers a nearly new example of the range's flagship model. Bypass the new build waiting period and enjoy immediate ownership.

Powered by twin Volvo Penta IPS 650 engines with just 250 hours, the 45 Explorer delivers impressive efficiency, excellent range, and exceptional handling. The IPS system, combined with joystick control and Dynamic Positioning & Assisted Docking, makes close-quarters maneuvering effortless and stress-free.

This SARGO is delivered with completed authorized Volvo Penta service and benefits from Volvo Pentas limited warranty program.

## Highlights

- \* Twin Volvo Penta IPS 650 - 250 engine hours
- \* Joystick Control, Dynamic Positioning, Assisted Docking
- \* Optional 2,000 L diesel fuel tanks
- \* FLIR Camera, thermal & infrared
- \* Besenzoni pasarella on transom
- \* Serviced and ready for delivery spring 2026
- \* The only available pre-owned SARGO 45 Explorer

## Navigation & Technology

Volvo Penta 22" Glass Cockpit offering superb situational awareness and ease of operation. Systems include:

- \* Garmin 360° Surround View
- \* FLIR Gyrostabilized thermal / lowlight camera
- \* Volvo Penta joystick docking, Assisted docking, Sidepush, Dynamic Positioning
- \* Sleipner Sidepower proportional Thruster
- \* Ergonomic SARGO tilting helm console
- \* SARGO Connect APP package - heating, systems monitoring

## Interior & Layout

Skovshoved Havn 18  
DK-2920 Charlottenlund

- \* Two wide side doors at the helm, combined with an additional starboard-side freeboard door, provide outstanding access and safe movement on deck — ideal for both short-handed and long-distance cruising.
- \* The wheelhouse is bright, spacious, and exceptionally practical:
- \* Forward-facing seating for 3 persons adjacent to helm seat
- \* Large 8-person dinette
- \* Well-appointed galley with excellent storage and working space
- \* Fischer & Paykel dishwasher
- \* Below deck, the accommodation features the optional 2 cabin layout with larger owners cabin
- \* Spacious owner's cabin with sofa and ensuite bathroom
- \* Comfortable guest cabin with 2 single beds that slides to one double
- \* Ample storage
- \* Separate toilet and shower

+45 29 72 55 01  
dbc@dbcmarine.dk

[dbcmarine.dk](http://dbcmarine.dk)

## Hull & Deck

- \* D-profile rubrail on hullside
- \* D-profile rubrail on bow

## Technical Equipment

- \* Roof floodlight LED light bar XL
- \* Bow anchor windlass w. remote (port side)
- \* Solar panel 450W service batteries
- \* Inlet for shorepower at bow and stern
- \* Isolation transformer Mastervolt Mass GI 3,5
- \* Upgrade to proportional bow thruster
- \* Assisted docking IPS
- \* SARGO Connect PRO package (App to monitor your boat)
- \* Larger diesel fuel tank – 2,000 L
- \* Besenzoni passerelle PI382
- \* Webasto air outlets on aft deck – 2 units
- \* 230V outlet by starboard bench
- \* 2 x 100 Ah additional service batteries

## Electronics

- \* Echo sounder (depth + temp.)
- \* Echo CHIRP + DownVü/SideVü (1 transd.)
- \* Radar GARMIN Fantom 24" (Black)
- \* Garmin auto pilot w. Shadow Drive
- \* AIS receiver
- \* Dynamic position system (DPS)
- \* Upgrade to 2 x Volvo Penta Glass Bridge 8422 + GSD 24
- \* GARMIN 360-degree Surround View camera system
- \* FLIR Gyrostabilize Camera M364C, Thermal & Lowlight

## Deck Equipment & Safety

- \* Windscreen washer
- \* Front deck seat cushions + table
- \* Aft deck seat cushion + 2 Deck chairs
- \* Fixed GFK roof over aft deck
- \* Extended boarding ladder in bow
- \* Textile walls around aft deck

## Comfort

- \* Electric heater 230V for cabins (1 pcs)
- \* Oil electric radiator 230V in engine room
- \* Dishwasher (Fisher & Paykel)
- \* Shower in aftcabin toilet room
- \* 32" Smart TV in steeringcabin
- \* Suncurtains for 5 front windows
- \* Deck, cabin floor and curtain cover lights
- \* Indirect LED light outside under roof edge
- \* Grammer susp. Seat with headrest
- \* Glass sunroof (Electric) with blinds
- \* Additional storage in forward cabin
- \* Teak bench in shower
- \* Tinted windows on sliding doors

## Teak

- ✳ Teak on all benches outside
- ✳ Teak on swimming platform
- ✳ Teak on walking deck


Skovshoved Havn 18  
DK-2920 Charlottenlund

+45 29 72 55 01  
[dbc@dbcmarine.dk](mailto:dbc@dbcmarine.dk)

[dbcmarine.dk](http://dbcmarine.dk)

To arrange your private viewing & sea trial, kindly contact:  
**Henrik Petersen on +45 2972 5501**  
E-mail: [dbc@dbcmarine.dk](mailto:dbc@dbcmarine.dk)

Standard Equipment, next on the following pages



# SARGO 45 EXPLORER

## STANDARD EQUIPMENT

## SARGO 45

### BOAT STRUCTURE

- Vacuum infused and hand laminated fiber glass
- Antracite grey hull, deck and pilot house.
- Lightgrey surface on walkingdeck and swimplatform
- White water lines and swimplatform
- Bottom paint + epoxy primer (Black)
- **40 mm black heat coated stainless steel rails + 10 bollards**
- Stainless steel keel protection
- 6 big fenders + fendersocks + mooring lines 6 pcs
- Gate in hullside from captains door
- Step on inside of the deck at port side
- Swim platform with inspection hatch (sterndrive version)
- Storage for ballfenders in swimplatform on IPS version
- Swimlader with retractable rails
- Heavy duty rubrail around the boat and swim platform
- Glued isolated double windows on steering cabin (Sides tinted)
- Large electrical operated sun roof (Isolated GRP panel)
- Electricity operated large engine hatch
- Single level deck for easy handling
- Benches with storage and table on aft deck
- U-sofa with storage boxes (3) on front deck
- Storage room for table and chairs in steering cabin back wall
- Hull divided in 2 sections and separate bilge pumps
- Floor carpets in all cabins
- Ocean air curtains for hull windows
- Insulated outer walls.
- Hullsides filled with foam
- Laquered scandinavian technical teak
- 400l diesel, spare oils and fixing paint included

### STEERING CABIN

- 2 side doors with lock and ventilation position
- Door in pilot house backwall and openable rear window
- Large U-sofa and 3 passager chairs on port side
- Offshore captains chair
- Bar cabinet
- **Ocean air curtains on windows behind sidedoors**
- Shelf on the pilot house back wall
- Instrument panel under roof in steering cabin
- Galley with sink and 130 l refrigerator
- Water tank 400 l.
- Gas stove & oven (Incl. electrical shut off + propane alarm)
- Defroster with heat regulation for windows and steeringcabin
- 2 x Dieselheater (5 kw) with blowers in all cabins + heads
- SARGO plates 3 x 6 pcs, cups 6 pcs, glasses 6 pcs

### FRONT MAIN CABIN

- Double berth (160x200) with LED reading lights and indirect light
- Day spread and mattress topper
- Storage drawers under berth and cabinets (2)
- Flush deck hatch with mosquito nets / Blackout Curtains

- Openable hull portholes (2 pcs)

### TOILET / SHOWER ROOM

- Separate shower stall and large size electric head
- Power ventilation and openable hatch

### MIDDLE CABIN (NOT STANDARD), only if 3 cabin version

- Double berth 140 x 200cm with reading light/ USB outlet
- Day spread and mattress topper
- Cabinet and storage under bed
- Openable porthole and Led interior light

### AFT CABIN

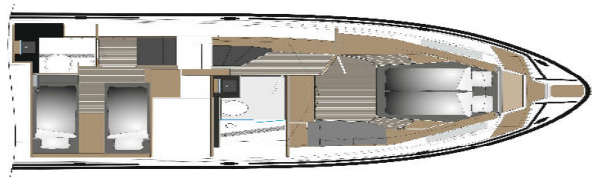
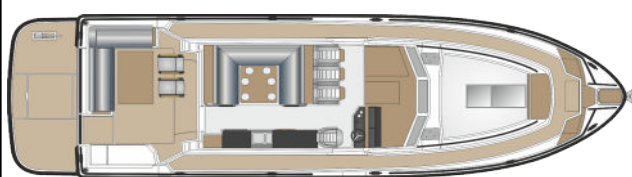
- 2 singel beds 200/220 x 75 cm can be changed to double bed
- Day spread and mattress topper
- Toilet with large electrical head and wash bowl
- Openable hull porthole stb side and led light + USB outlets
- Cabinet with shelf and storage under beds.

### TECHNICAL EQUIPMENT

- Separate start and service batteries with dedicated main switch
- Integrated bowtruster (9 hp) with designated battery
- LED interior and exterior lights
- Interval wipers with stainless steel double wiper arms
- FUSION RA60 radio/bluet. + 4 speakers
- Shorepower with 60 Ah charger + monitoring panel
- Inverter 2000W (360 Ah service batteries)
- 230V outlets in all cabins, galley, u-sofa and toilet
- USB outlet in lower cabins + steering console
- **Adjustable steering console softcoat painted**
- **Leather covered rails inside + wheel with knob (black)**
- Volvo Penta Glass bridge 7" in upper panel
- Trim tabs VP Humphree (Automatic trim & List)
- Volvo Penta PTA, Power trim assistant
- Volvo Penta trip computer connected to plotter
- Volvo Penta Easy Connect, single lever and Cruise control
- Chart plotter 16" Garmin 8416xsv + GRID remote + sea chart
- Filling line for diesel 50 mm
- Septic tank (200 l) with level indicator and electrical pump
- External fitting on deck for septic pump-out
- Separate fuel tanks + diesel filter with water separator
- Shower on swimplatform
- Fridge box on aft deck stb side
- Fire extinguisher in engine room + indicator & alarm in cabin
- Compass with compensator
- Remote controlled searchlight installed on radar arch
- Electrical bilgepump with alarm (2 pcs)
- Chart reading lights over chart table
- Light in engine room
- Boathook attached behind the pilothouse
- Cross-over between start batteries
- Outside thermometer

## STEERING CABIN AND DECK

## 2 Cabin version



## VOLVO PENTA CERTIFIED INSTALLATION



Every SARGO 45 comes with a Volvo Penta Certified Installation. The entire installation incl. fuel, air, electrical and mechanical installations are inspected and approved by Volvo Penta. This means, troublefree nautical miles and quick, trustworthy service no matter where in the world you might find yourself.